



# SERVICE-LEARNING FOR DEMOCRACY IN EUROPE

# WELCOME TO OUR


# WEBINAR!



Funded by the European Union. Views and opinions expressed are however those of the author(s) only and do not necessarily reflect those of the European Union or the European Education and Culture Executive Agency (EACEA). Neither the European Union nor EACEA can be held

# TODAY'S AGENDA

- **Break Out Rooms: Your favorite places in Europe (and beyond)**
- **Reflecting on Europe**
- **What is European Service-Learning?**
- **Reflecting on Education on Europe**
- **The European Elections in June 2024**
- **Project Example from Greece**
- **Outlook & Farewell**






The background is a teal color with a pattern of white lightbulb outlines. In the center, a hand is holding a glowing yellow lightbulb with radiating lines, symbolizing an idea or inspiration.

## **BREAK OUT ROOMS (10 minutes)**

---

- **What is your favorite place in Europe?**
- **What places are on your bucket list?**



# European Service-Learning



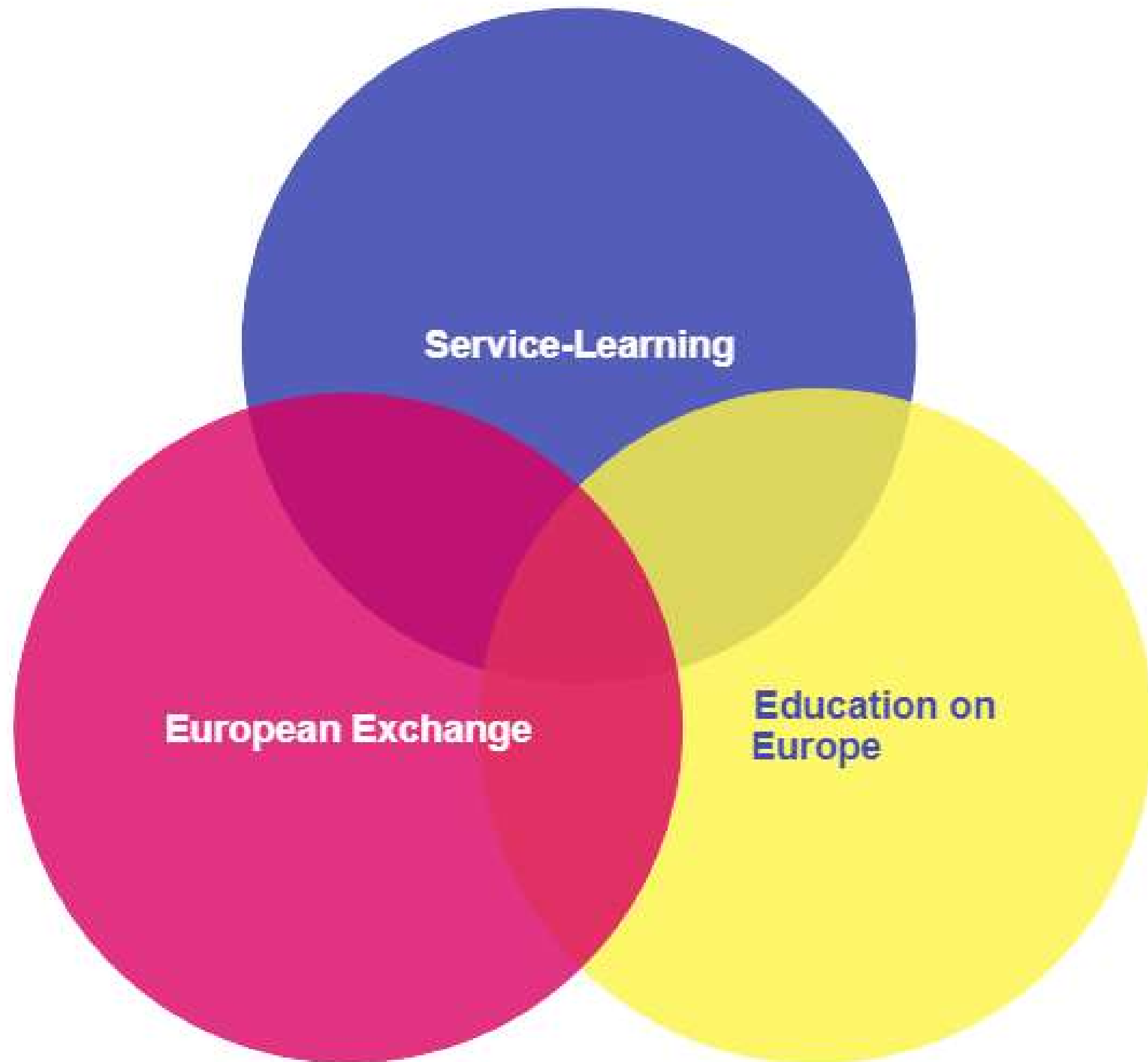
# EUROPEAN SERVICE-LEARNING



...is not an independent pedagogical concept

...but an idea to use **S-L for Education on Europe**  
and to use **S-L internationally**

...and thereby applying the general S-L methodology as well as more specific pedagogical concepts such as Intercultural Service-Learning as well as International Service-Learning



# How to make S-L European?



EUROPEAN (INTERNATIONAL)  
PARTNERS



GOAL AND CONTENT OF  
PROJECTS



REFLECTION ON EUROPEAN  
TOPICS



Pupils deal with the question of how they can better protect the environment in the school context and in their everyday lives AND exchange their perspectives with pupils from another country AND become climate ambassadors by collecting information and developing concepts.

Pupils study musical eras in Europe AND organize a charity event in which they play music to raise money for an orphanage in Ukraine.

## **Project Ideas**

Pupils deal with the topic of "European elections from the age of 16" AND get other young people interested in the topic of Europe.

Pupils deal with civic participation and local politics in politics lessons AND develop a campaign in cooperation with the city's European Affairs Officer to inform EU citizens that they can vote in local elections.



# AN EXAMPLE FROM THE GLOBAL PEACE PATH

Students from a vocational school in Herne (Germany) are writing poems on peace together with students from Prague AND exhibiting the poems in 3 languages in public spaces - both in Herne and in Prague, thus continuing existing peace trails around the world.



**GLOBAL PEACE PATH**  
VISIONS, WORDS AND ACTIONS

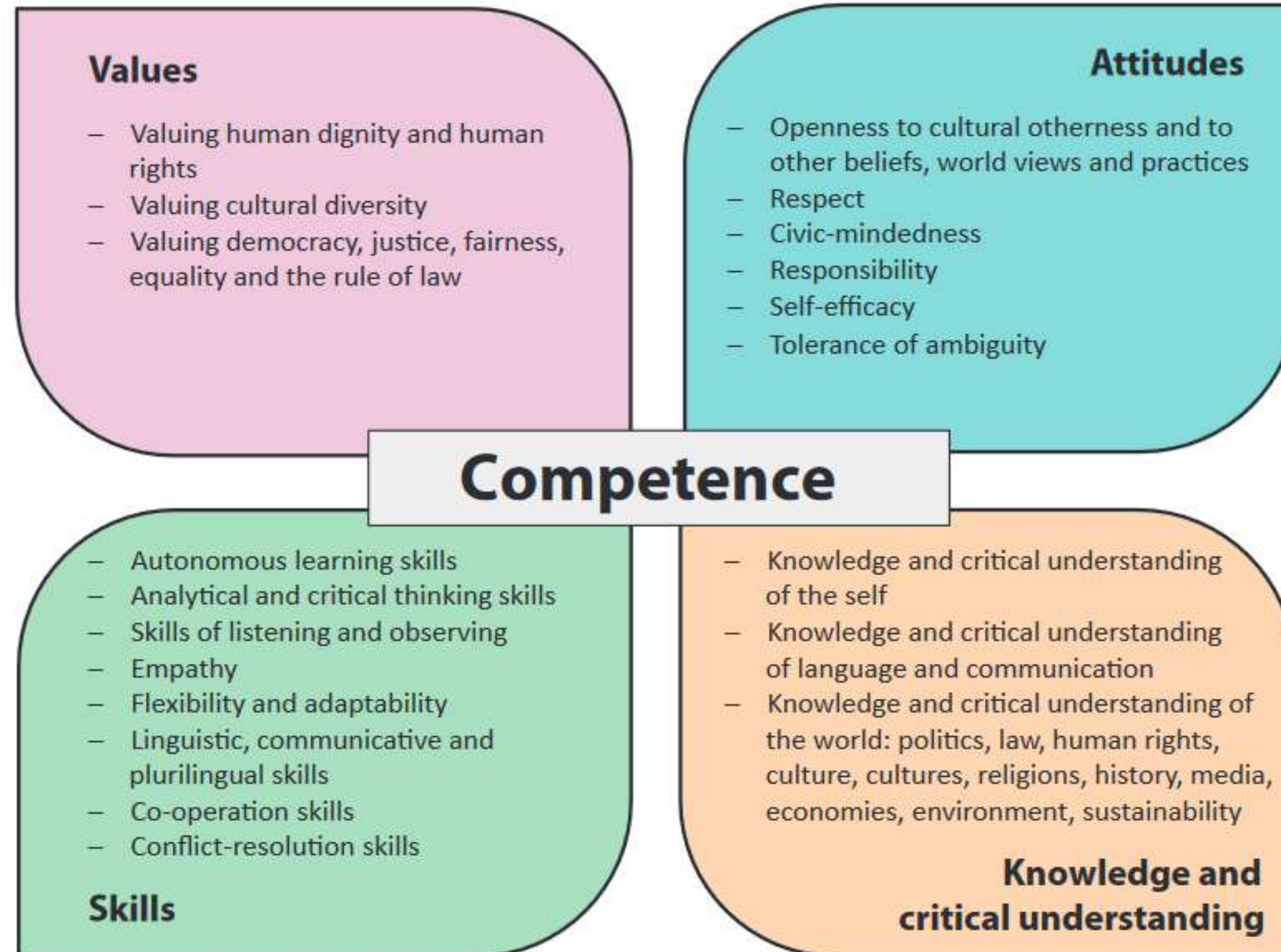




## How to start: Learning Goals



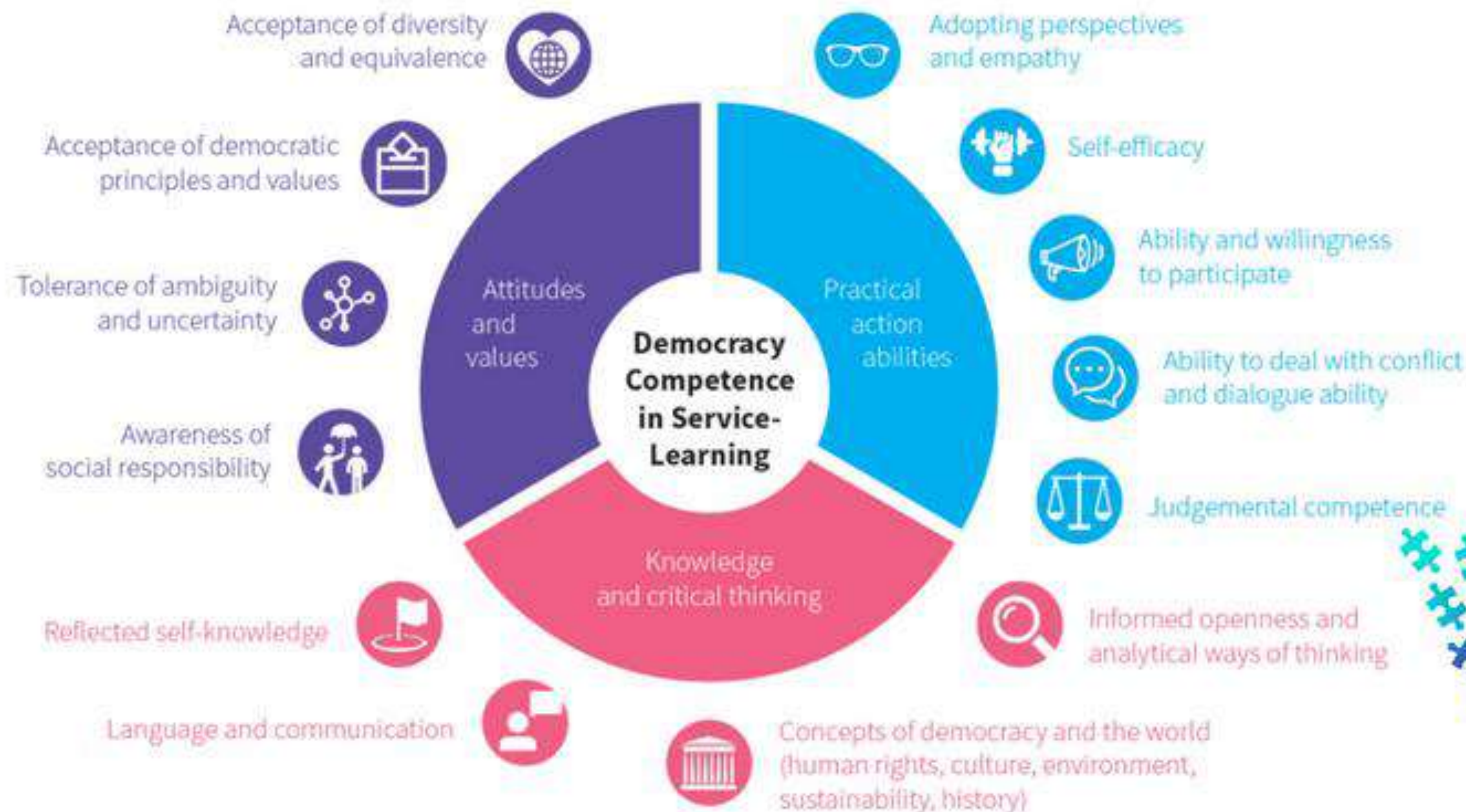
# DEMOCRACY COMPETENCES!





# Democracy Competence in Service-Learning

A Model by Dr. M. Gloe & A. Mauz







# How to start: International Partners

---



# How to find Partners?






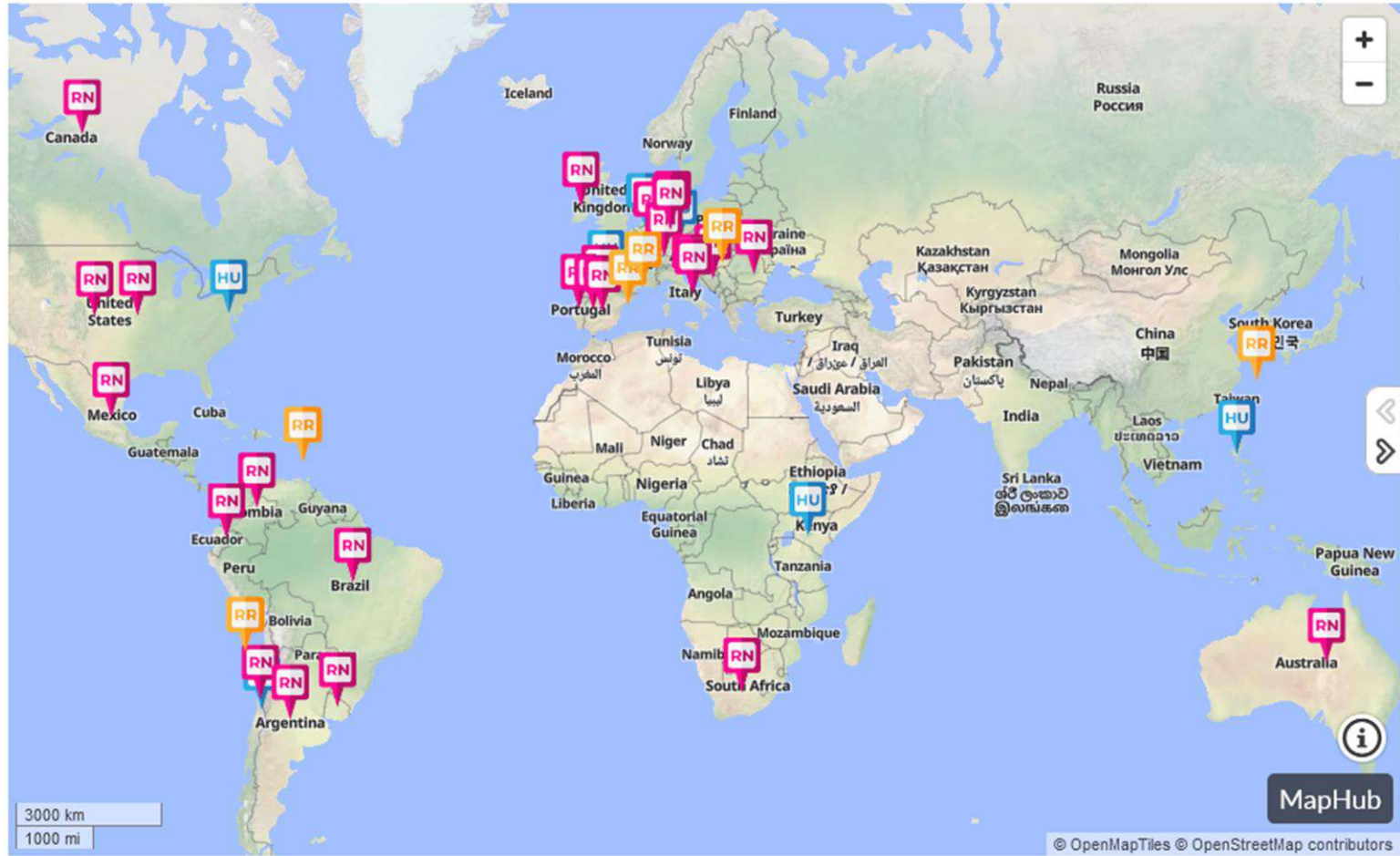
# How to find Partners?



← → ↻ https://www.clayss.org/redes/ 🏠 🌐

 NOSOTROS CAPACITACIÓN SEMINARIO RECURSOS PROGRAMAS INVESTIGACIÓN

Si conoce alguna otra red de A-S por favor contáctese con CLAYSS: [info@clayss.org.ar](mailto:info@clayss.org.ar)



3000 km  
1000 mi

MapHub © OpenMapTiles © OpenStreetMap contributors

Filter items

- ▶ (RR) Redes Regionales / Regio...
- ▶ (RN) Redes Nacionales / Natio...
- ▶ RN que integran RedIBAS
- ▶ RN que integran Paneuropea d...
- ▶ (HU) UNISERVITATE Hubs



The background features a teal gradient with a pattern of white lightbulb outlines. In the center, a hand in a white sleeve holds a glowing yellow lightbulb with radiating lines, symbolizing an idea or innovation. The text 'How to start: Methods and Material' is overlaid on this scene.

# How to start: Methods and Material

---

## “Europe in our Community”

"The EU is (too) far away for me and has nothing to do with my everyday life." You can hear this sentence every day.

With this photo-based method, pupils explore the European dimension of their immediate surroundings and their everyday lives. It helps them to reflect on how closely our everyday lives are now linked to the European Union and which European challenges are also visible and therefore tangible right on our doorstep.





# “Europe in our community”

Establish a personal connection to Europe with self-made photos and explore a real need

Quality standards: reflection, real needs

Level of reflection: personal reference to Europe, social context

Focus: Introduction to the topic, project development, initialization

Duration: 45-90 minutes (depending on research time)



# “Europe in our community” – Step by Step

Assign a research task that the students can accomplish by taking pictures.

The pupils take photos individually or in groups in the district.


The pupils select one to three photos and present them in a joint reflection round. For the joint reflection, we recommend printing out the photos and hanging them up for a gallery walk.

Reflect with the students in class.

The photo impulse is the starting point for asking the photographers in-depth reflection questions about the captured situation.

The pupils derive ideas for possible engagement from the reflection.






**Let's move to Menti again!**







# EUROPEAN ELECTIONS IN JUNE 2024



- June, 6-9, 2024
- Last election in May 2019
- 705 members of the European Parliament (MEPs) will be selected
- Age for Voting: 16 years in Austria, Malta, Belgium and Germany (both for the first time), 17 in Greece, 18 in all other EU member states


# EUROPEAN ELECTIONS IN JUNE 2024



Find more information on the elections and the election procedure in your country here:

[elections.europa.eu/en/how-elections-work/](https://elections.europa.eu/en/how-elections-work/)






## **A Project Example from Greece**





# OPEN QUESTIONS?





**SEE YOU ON “NELE”  
AND ON March 27!**